



Expanding Our Reach Across the

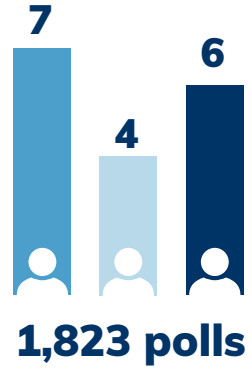
United States

Empowering schools nationwide with better ways to manage day-to-day operations

NATIONAL HIGHLIGHTS FROM 2023/24



16,981,243
hall passes created



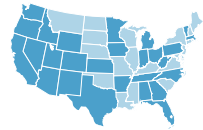
291,017
automated detentions



3,115,807
school check ins



146,654
event check ins



43 states



2,416,989



740,591
students



13,482
events

24,109

posts on the home feed




96%

of the student body
with digital IDs
(707,114 students)



1,795,506

praises
issued



3,604

"No Party Groups" created,
preventing unwanted meetups

Schedule
a Demo



2023/24 HIGHLIGHTS FROM OUR TOP MINGA SCHOOLS*



221,798
tardies recorded

28,986
hours of extra
classroom time



3%
average monthly
decrease in
hallway hours

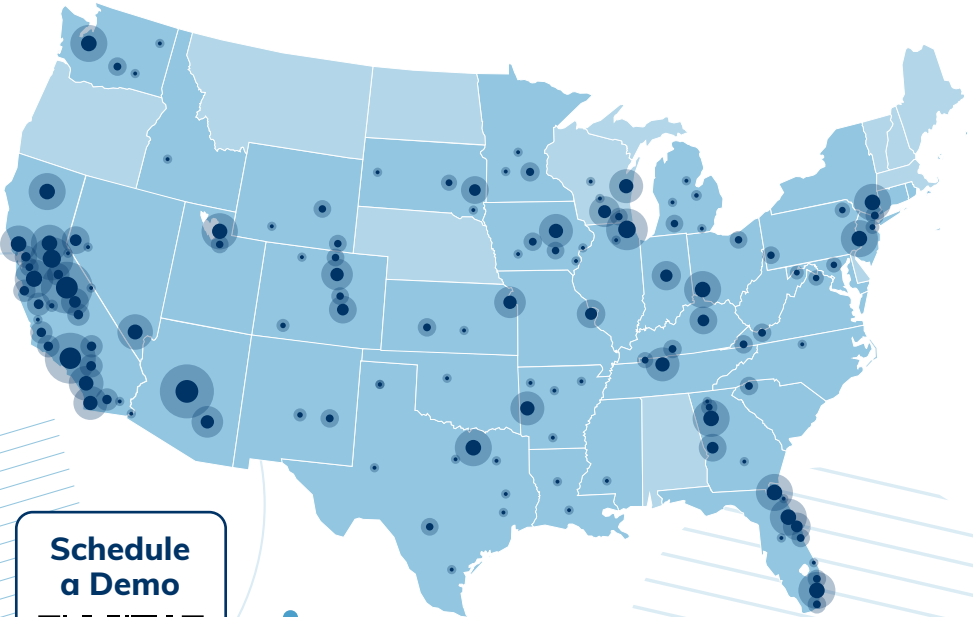


19%
average monthly
decrease in tardies,
in semester 1



17%
average monthly
decrease in tardies,
in semester 2

Empowering schools across
43 US states



**Schedule
a Demo**



*These are our 10 highest-usage schools. They are the super users who have leaned into using the platform with fidelity.